



Optimising Your Umbraco Site

A practical guide for marketing
and content teams

Deliver faster, more flexible, and user-friendly
experiences with your Umbraco website.



Origin.

Introduction

Your Umbraco site can (and should) be doing more

If you're using Umbraco, you're already ahead of the curve. It's powerful, flexible, and built to handle complex content needs — but many businesses barely scratch the surface of what it's truly capable of.

That's where this guide comes in.

Whether you're a marketing manager, content editor or digital lead, this 12-page booklet is packed with real, actionable advice to help you unlock the full potential of your Umbraco site. No fluff. No generic tips. Just practical insights that come from years of building, scaling and optimising Umbraco websites for ambitious brands.

In the pages ahead, you'll discover how to:



If you've ever thought, "We could be getting more out of this site", this is the guide you've been waiting for.

Let's get stuck in.

Why stick with Umbraco?

Umbraco offers everything website owners, designers, content managers and developers need to create and maintain high-performing websites. It combines the freedom and flexibility of a custom CMS with the ease of use usually found only in off-the-shelf platforms.

Key benefits



Fully customisable structure and design



Easy-to-use editing experience



Excellent for SEO and content-heavy sites



Scales with your business



Open source, supported by a strong community

Performance Matters

Speed, Scalability, and Technical SEO

A fast-loading website doesn't just feel better — it performs better. In a world where users bounce if pages take longer than a few seconds to load, performance can be the difference between a lead and a lost opportunity.

Why speed matters:

- Improves user experience and retention
- Direct impact on search engine rankings
- Reduces bounce rate and increases conversions

How to optimise Umbraco site speed:

- Enable output caching and compress static files
- Optimise images (use WebP where possible)
- Reduce JavaScript and CSS load time
- Use a CDN for global asset delivery
- Clean up unused content and media



TIP

Use Umbraco Health Checks to monitor performance and spot issues early.

Scalability also matters — as your site grows, it needs to stay responsive. An optimised codebase and clean content structure ensure long-term success.

Structuring for Scale

Smart Content Architecture

A well-structured Umbraco site isn't just cleaner for developers — it makes life dramatically easier for content and marketing teams too. When your content types and page templates are thoughtfully designed, you can build and edit pages in minutes, not hours.

Best practices for scalable site structure:

- Use modular document types and compositions
- Create reusable blocks and widgets (e.g. hero banners, CTAs, testimonials)
- Avoid over-nesting or overly complex hierarchies
- Standardise naming conventions to reduce confusion
- Separate content from layout wherever possible

Why patterns and components matter for website optimisation

On a complex Umbraco site like xoserve.co.uk, consistency is key. Patterns and components aren't just about design — they're about performance, usability, and scalability.

By using a reusable set of components (think: hero blocks, content cards, CTAs), the site loads faster, stays accessible, and is easier to manage. It also ensures a smoother user experience, because visitors don't have to re-learn how things work on every page. Fewer templates. Less code. Faster delivery.

Editor Experience that works

Even the most powerful CMS is useless if your team hates using it. That's why we focus on making the Umbraco back office intuitive, clean, and perfectly suited to the people who manage it day-to-day.

Optimising for the editor:

- Remove unnecessary fields to declutter the interface
- Use tabs or sections to break up complex pages
- Add helpful descriptions and character limits for fields
- Set up preview modes so content can be checked before publishing
- Configure user roles to simplify access and reduce risk

Key wins for content teams:

- Faster publishing with fewer errors
- Confidence when scheduling or updating content
- Reduced reliance on developers for everyday tasks



SEO & Visibility

Build it in, not bolt it on

Search engines love structured, clean, and fast websites — all of which Umbraco can deliver when set up properly. Optimising your site for search should be a core part of your build, not an afterthought.

Key SEO features in Umbraco:

- Editable meta titles, descriptions, and open graph tags
- Clean, editable URLs with 301 redirect management
- XML sitemap generation
- Support for schema markup and structured data
- Integration with tools like Google Tag Manager and Search Console



Best practices:

- Set SEO defaults on document types
- Train editors to use on-page optimisation basics
- Avoid duplicate content with canonical URLs
- Use image alt tags and descriptive filenames for accessibility

Advanced Search with AI

Deliver answers, not just links

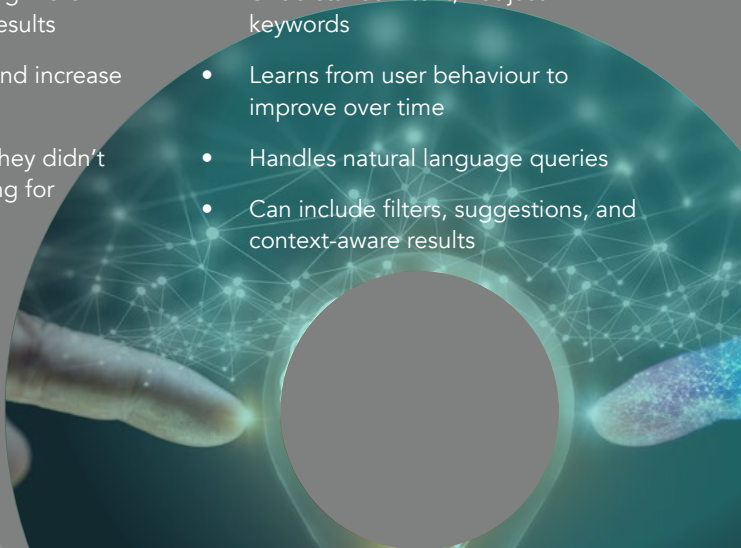
Basic keyword search is no longer enough. Users expect Google-like relevance, and AI-enhanced search can help your Umbraco site deliver that — surfacing answers, not just matching words.

Why upgrade your search:

- Improve UX by showing more relevant, human-like results
- Reduce bounce rate and increase time on site
- Help users find what they didn't know they were looking for

AI-powered search benefits:

- Understands intent, not just keywords
- Learns from user behaviour to improve over time
- Handles natural language queries
- Can include filters, suggestions, and context-aware results



Why AI-Powered Search Is Essential — Especially on Mobile

For users and members visiting automate.co.uk, speed and precision matter — especially on mobile, where attention spans are short and screen space is limited. Origin's AI engine powers the site's search and more as it doesn't just match keywords; it understands intent. That means users get human-like results and clear answers, not a list of vague links.

It's faster, smarter, and far more helpful — guiding members to the right information, tools, or support without the usual back-and-forth.


In short: AI search turns your site from a directory into a digital assistant — and that's exactly what today's users expect.

Analytics & Insights

Make smarter decisions, backed by data

Your Umbraco site should never be a black box. With the right data in place, you can **see** exactly what's working, what's not, and where to focus your efforts. That means better campaigns, more conversions, and fewer wasted hours second-guessing content decisions.

Plug in the right tools:



Google Analytics 4 for real-time behaviour and traffic insights



Microsoft Clarity or Hotjar to see heatmaps and user journeys



Google Tag Manager to manage events and goals without dev input



UTM tracking to measure the impact of marketing campaigns



Turn insights into action:

- Build dashboards that track your key marketing metrics
- Spot friction points and test new layouts or messaging
- Optimise your best-performing pages — and replicate their success

When your analytics are embedded into your workflow, optimisation becomes part of everyday content publishing — not a quarterly panic.

Security & Maintenance

Protect what you've built

An Umbraco site might look great on the outside, but if it's running on outdated code, it's a liability. Security and maintenance aren't optional — they're what keep your website fast, safe, and stable as your business grows.

**Stay secure,
stay smart**



Keep your Umbraco version and all packages up to date



Regularly patch the .NET framework and your server OS



Use HTTPS everywhere — and make sure it's enforced



Set up automated backups and test recovery regularly



Manage user permissions carefully to reduce risk



Managed hosting or Umbraco Cloud?

Let someone else worry about infrastructure. Both offer updates, backups, and scalability — ideal if your team doesn't have in-house tech support.

Think of it like insurance: invisible when it's working, but absolutely essential when it's not.

Content Governance

Clarity, control and consistency

As websites grow, so do the risks of outdated content, duplicated pages, brand inconsistencies, and compliance issues. A good governance model doesn't slow your content team down — it gives them the structure and clarity to move faster, with fewer mistakes.

Governance isn't about adding red tape. It's about ensuring quality, protecting your brand, and helping content teams collaborate without stepping on each other's toes.

Set review and expiry dates for content to avoid "set and forget" pages

Define user roles and workflows to manage approval processes

Implement naming conventions and folder structures for consistency



Maintain a content style guide to ensure tone, formatting, and structure are always on brand

Track versions and use rollback features so errors can be undone quickly and safely

Ensure accessibility compliance with clear policies for alt text, heading structure and legible contrast

Assign content ownership so there's always someone responsible for keeping key areas up to date



Umbraco makes it easy:

Umbraco's user management tools, version history, and flexible workflow packages allow you to build governance into your CMS — so your team doesn't need to reinvent the wheel every time they publish something new.

With proper governance in place, your site stays fresh, compliant and easy to manage — even when your content library stretches into the hundreds (or thousands) of pages.

Quick wins & next steps

Get results, fast — Then build from there

Optimising your Umbraco site doesn't have to mean a full rebuild. There are small, high-impact changes that can dramatically improve performance, usability and visibility — right now.

Speed up your site with image optimisation, minified scripts and caching

Declutter the editor experience by removing unused fields and simplifying layouts



Audit and clean your media library — reduce page weight and confusion for content teams

Set default SEO metadata on key page types to prevent gaps in visibility

Upgrade your search from keyword-matching to AI-powered results that actually help users

What next?

Whether you're managing a large-scale content site, planning a new campaign, or just tired of fighting with your CMS — it's time to turn your Umbraco site into a real asset.


Here's how we can help:

- Run a performance and UX audit of your existing Umbraco setup
- Map out a site structure and content model that works for your team
- Identify areas for quick technical gains — like speed, SEO and editor usability
- Deliver quick wins - utilising our Umbraco development and management knowledge
- Deliver smart, scalable improvements that align with your marketing goals
- Maintain your current Umbraco environment – so you know your website is in safe and dependable hands

You don't need to fix everything at once — you just need to start in the right place.

Let's talk about what YOU need.

Book a free 30-minute strategy session and get expert insight into your Umbraco site and how to make it magnificent.



Let's explore how we can collaborate. Would you be open to scheduling a meeting?

Book a 30 minute complimentary consultation with me – there's no obligation,
just valuable insights waiting for you.

[Visit our website to learn more](#)



Origin.